

The National Digital Learning Programme (NDLP)

Briefing for Parents



YUAN CHING SECONDARY SCHOOL
Efforts today, Rewards tomorrow.



**More details are available through
PG notification sent to parents
and in the school website.**



YUAN CHING SECONDARY SCHOOL
Efforts today, Rewards tomorrow.



1



The National Digital Literacy Programme (NDLP) and the PLD Initiative

An Overview



YUAN CHING SECONDARY SCHOOL
Efforts today, Rewards tomorrow.

OFFICIAL(OPEN)\NON-SENSITIVE



The National Digital Literacy Programme (NDLP)

1. The NDLP was launched in March 2020 to help students **strengthen their digital literacy and acquire digital skills** needed to navigate an increasingly digitalised world.
2. Under the NDLP, every secondary school student will **own a school-prescribed Personal Learning Device (PLD)**. Students may use funds from their Edusave Account to pay for the PLD.



YUAN CHING SECONDARY SCHOOL
Efforts today, Rewards tomorrow.

OFFICIAL(OPEN)\NON-SENSITIVE



Intended Outcomes of the PLD Initiative

The use of the PLD for teaching and learning aims to:



Support the Development of Digital Literacy



Support Self-Directed and Collaborative Learning



Enhance Teaching and Learning



YUAN CHING SECONDARY SCHOOL
Efforts today, Rewards tomorrow.

OFFICIAL(OPEN)\NON-SENSITIVE



2

Learning with a PLD

Yuan Ching Secondary School



YUAN CHING SECONDARY SCHOOL
Efforts today, Rewards tomorrow.

OFFICIAL(OPEN)\NON-SENSITIVE



Yuan Ching NDLP Vision

Every Student an Ethical & Responsible C.E.O in his learning supported by technology.

Desired Outcomes

Every student, a **confident** digital learner

An **engaged** digital learner

Who takes **ownership** of his own learning via digital devices


An **ethical** and **responsible** digital learner



How will your child/ward use the PLD?

At Yuan Ching Secondary School, your child/ward will be using the PLDs for

- Active learning in all subjects in class and out-of-class
 - In class, the devices will be used to support learning of the curriculum subjects independently or collaboratively.
 - Beyond the classroom, students will be able to use the device for home-based learning.
- Alternative assessments/ authentic learning tasks that require research, digital creation, and collaborative learning



How will your child/ward use the PLD?

At Yuan Ching Secondary School, your child/ward will be using the PLDs for

- Students can review past lessons, access digital resources on the Singapore Student Learning Space (SLS) platform and other digital platforms to enhance their learning or explore topics of their own personal interests using the device.
- They can also make use of digital tools such as calendaring and note-taking applications to enhance their personal productivity.



Google Classroom



3

Equipping our students with the skills



YUAN CHING SECONDARY SCHOOL
Efforts today, Rewards tomorrow.

OFFICIAL(OPEN)\NON-SENSITIVE



Overview of Sec 1 & 2 ICT Programmes

Programme & Duration	Purpose
Google Workspace Skills (Sec 1 & 2) Gemini Skills (Sec 2)	<ul style="list-style-type: none">• Self-paced Student Certification for Google Workspace (https://www.workspaceskills.com/)• Self-paced Student Certification for Gemini Skills (https://www.workspaceskills.com/gemini)• Earn digital badges• Learn to build e-portfolio
PDLP Orientation Package (SLS) (Jan 2026)	<ul style="list-style-type: none">• Be familiar with the Acceptable Use Policy and the school wide routines



Overview of Sec 1 & 2 ICT Programmes

Programme & Duration	Purpose
National Digital Explorer 2026 (Jan – May 2026) [For Tech Champs]	<ul style="list-style-type: none">• Mastery of practical digital skills for future digital workplace• ICDL Profile Certificate (recognized worldwide)• Opportunity to take part in ICDL Asia Digital Challenge



3

Supporting Students in the Safe and Effective Use of the Devices



YUAN CHING SECONDARY SCHOOL
Efforts today, Rewards tomorrow.

OFFICIAL(OPEN)\NON-SENSITIVE




Cyber Wellness Concerns Identified by Local Studies/Surveys



**Harmful Online
Content**



**Gaming and
associated risks**



Cyberbullying



**Excessive social
media use**



Supporting Students in the Safe and Effective Use of the Devices

To enable a safer digital environment for learning with the use of PLDs, schools have implemented the following measures:

- School rules on digital device use
- Classroom management and routines
- Cyber Wellness Education in CCE
- Partnering parents/guardians to support students in their use of technology for learning
- MOE Device Management Application (DMA) to support a safer digital environment for learning



School Rules on Digital Device Use

- Mobile phones are to be switched off and kept out of sight during curriculum time/remedial/CCAs.
- Students are to refrain from using the camera function, playing music from the speaker and charging their PLD in school.
- PLDs should only be used when the teacher gives permission.
- **PLDs are to be only used for learning purposes** and not to be used for entertainment purposes (example Gaming)
- Abuse of technology will be dealt with seriously.



Parents'/Guardians' Role

Parents/guardians play a crucial role in guiding your child/ward to use devices responsibly and safely. We would like to partner parents/guardians so that students are well supported in their use of technology for learning.

As parents/guardians, you can help in the following ways:

- Model good digital habits for your child/ward e.g., parents/guardians not using devices during family meals.
- Know your child/ward well and have conversations with your child/ward about safe and responsible use of technology.
- Discuss and come up with ground rules for internet/device usage that both your child/ward and you can agree with.
- Encourage your child/ward to use productivity tools on his/her PLD, to organise information and simplify tasks for efficiency.



YUAN CHING SECONDARY SCHOOL
Efforts today, Rewards tomorrow.



4

Device and Funding Information



YUAN CHING SECONDARY SCHOOL
Efforts today, Rewards tomorrow.

OFFICIAL(OPEN)\NON-SENSITIVE



Yuan Ching Secondary's PLD

The school will be using the Apple iPad 11-inch bundled with Apple Pencil & Keyboard cover.

Total Cost of the bundle includes 4-year AppleCare+ for Schools with GST: \$829.30



- A16 Bionic chip
- 128 GB storage
- 6 GB memory
- 4 Year AppleCare+ for Schools



YUAN CHING SECONDARY SCHOOL
Efforts today, Rewards tomorrow.

OFFICIAL(OPEN)\NON-SENSITIVE



PLD Bundle

Device Bundle includes

- iPad 11-inch (A16) 128 GB Wi-fi Apple iPad
- Apple Pencil (USB-C)
- Logitech Ruggedized Combo 4
- Insurance and Warranty

Your child's/ward's PLD will come with the **Enhanced Device Bundle** which includes:

- 4-year warranty
- 4-year insurance (which includes 2 repairs or 1 replacement claim)

Please note that the price of the PLD Bundle may appear to be higher than similar models on the retail market as the price of those devices usually does not include extended warranty and insurance coverage.



YUAN CHING SECONDARY SCHOOL
Efforts today, Rewards tomorrow.

OFFICIAL(OPEN)\NON-SENSITIVE



Insurance Coverage


The package includes:

Insurance Coverage	Claimable
<ul style="list-style-type: none">• Fire• Lightning• Power Surges• Accidental e.g water spillage, drop etc <p>* Accidental loss will not be covered by insurance.</p>	<p>*2 repairs or 1 replacement (4-year insurance)</p>



Efforts today, Rewards tomorrow.

OFFICIAL(OPEN)\NON-SENSITIVE



Technical Support for Students' Devices

Technical support will be provided to students through:

- Service Desk set up in ICT Hub
 - Troubleshooting of device issues
 - Solve connectivity issues
 - Collection of devices to be sent for repairs
- Authorised service centres
 - Repair of devices (hardware issues)



YUAN CHING SECONDARY SCHOOL
Efforts today, Rewards tomorrow.

OFFICIAL(OPEN)\NON-SENSITIVE



Funding Support for Singapore Citizen (SC) Students

- **The cost of the device bundle can be paid using your child's/ward's Edusave account**, after setting aside provision for payment of miscellaneous fees.
- To ensure the affordability of devices, MOE has provided Edusave top-ups from 2020 to 2023 to all eligible Singaporean students in primary and secondary schools. In 2025, MOE has provided a \$500 Edusave top-up for students aged 13-16 years old.
- These top-ups are on top of the annual \$290 credited into the Edusave account for Secondary School students and \$230 for Primary School students.



YUAN CHING SECONDARY SCHOOL
Efforts today, Rewards tomorrow.

OFFICIAL(OPEN)\NON-SENSITIVE



Funding Support for Singapore Citizen (SC) Students

- For SC students who are on MOE Financial Assistance Scheme or whose family's monthly income meets the following criteria:

Gross Household Income (GHI) \leq \$4,000, or

Per Capita Income (PCI) \leq \$1,000

MOE will subsidise 50% of device bundle cost or \$350, whichever is lower.

- The remaining amount will be payable from the students' Edusave account. If there is insufficient balance in the students' Edusave account for the remaining amount, MOE will provide additional subsidy so that the cash out-of-pocket (OOP) is \$0.



YUAN CHING SECONDARY SCHOOL
Efforts today, Rewards tomorrow.

OFFICIAL(OPEN)\NON-SENSITIVE



5

Role of the MOE Device Management Application (DMA) in Providing a Safer Digital Environment for Learning



YUAN CHING SECONDARY SCHOOL
Efforts today, Rewards tomorrow.

OFFICIAL(OPEN)\NON-SENSITIVE



MOE DMA Installation

- The MOE DMA solution for iPad, Jamf, is an app that will be installed on all students' PLDs to support their safe and responsible use of devices.
- The DMA will be funded by MOE.
- The installation of the MOE DMA applies to both devices purchased through the school and any student-owned devices that parents/guardians opt for the student to use instead of the school-prescribed PLD.
- The MOE DMA will be installed after the collection of the device. Students will be guided on the installation.
- The MOE DMA will be uninstalled from the device when students graduate or leave the school.



YUAN CHING SECONDARY SCHOOL
Efforts today, Rewards tomorrow.

OFFICIAL(OPEN)\NON-SENSITIVE



In-School DMA Settings (Default)

Schools will determine DMA settings for **in-school use**. As a default, these settings will continue to be in place after school as well:

- MOE and the school will set the level of web content filtering, including filtering objectionable content or content that may not be conducive to teaching and learning (e.g. online messaging, social media, pornography, gambling, or websites containing extremist content)
- Students will be able to use the device from **6.30am to 5pm daily and after school hours from 5pm to 10.30pm**. The device will shut down at **10.30pm** by default.
- The school will determine the applications and programs to be installed to support teaching and learning.



YUAN CHING SECONDARY SCHOOL
Efforts today, Rewards tomorrow.

OFFICIAL(OPEN)\NON-SENSITIVE



After-School DMA Parent Options

1. After-School DMA Parent Options provide parents with the flexibility in managing your child's/ward's use of PLD after school hours.
2. The following tables outline the different levels of restrictions, controls, and monitoring for each After-School DMA Parent Option.

Default	Option A	Option B
Default Setting (Note: This will apply if no alternative options are chosen)	DMA settings can be modified by Parents/Guardians after school hours	DMA will be inactive after school hours¹
For parents/guardians who want their child's/ward's use of the PLD to be restricted only to teaching and learning, and prefer to leave it to the school to decide on DMA settings after school hours.	For parents/guardians who prefer to take charge of the level of restrictions for their child's/ward's use of the PLD after school hours regulated by the DMA.	For parents/guardians who do not want their child's/ward's use of the PLD after school hours to be regulated by the DMA at all.

*No data will be collected after school hours when the DMA is inactive.

- Having default school settings continue after school hours is the best option for parents/guardians who prefer not to, or do not feel ready to manage their child's/ward's device use on their own.
- Parents/guardians can request to change their choice of DMA settings, which is the existing practice.



After-School DMA Parent Options

iPad PLD

	Default Setting (This will apply if no Alternative Setting is chosen)	Alternative Setting: Option A (DMA settings can be modified)	Alternative Setting: Option B (DMA will be inactive only after school hours)
Protect students from objectionable content	<p>Web content filtering will include, and not limited to, the following categories:</p> <ul style="list-style-type: none"> • Violent/extremist content • Sexual/pornographic content • Gambling-related content • Suicide/self-harm content • Cyberbullying content • Content endangering public health 	<p>Parents/Guardians will be able to include additional web content filtering using the Jamf Parent app. However, parents/guardians cannot allow access to web content that is filtered out under the Default Setting.</p>	<p>No content filtering at all after school hours.</p>



After-School DMA Parent Options

iPad PLD

	Default Setting (This will apply if no Alternative Setting is chosen)	Alternative Setting: Option A (DMA settings can be modified from the Default settings in place)	Alternative Setting: Option B (DMA will be inactive only after school hours)
Reduce distractions from learning through control of applications	Parents/Guardians will not be able to install additional applications.	<p>Parents/Guardians will be able to install additional applications after school hours by signing in to the Apple App Store using their personal Apple Accounts.</p> <p>Applications installed by parents/guardians/students will not be accessible during school hours.</p> <p>Parents/Guardians can limit after school access to applications that they install on the PLD.</p>	<p>Parents/Guardians/Students will be able to install additional applications after school hours by signing in to the Apple App Store using their personal Apple Accounts.</p> <p>Applications installed by parents/guardians/students will not be accessible during school hours.</p>



After-School DMA Parent Options

iPad PLD

	Default Setting (This will apply if no Alternative Setting is chosen)	Alternative Setting: Option A (DMA settings can be modified from the Default settings in place)	Alternative Setting: Option B (DMA will be inactive only after school hours)
Limit screen time	The school will define the specific hours during which the student can use the device.	<p>Parents/Guardians can modify the amount of screen time for their child/ward by setting the PLD sleep hours to any time between 5pm and 10.30pm. This can be done on the Jamf Parent Application. ²</p> <p>Parents/Guardians can determine the duration of use of specified applications.</p>	<p>No limitation on duration of screen time. after school hours.</p> <p>Sleep hours are not enforced.³</p>


² During school hours, the screen time limits set by the school will override parents/guardians' settings.

³ It is not recommended to install other parental controls (e.g. Apple's Family Sharing/Screen Time) as this could result in conflicting settings between school and parent controls. It may result in unexpected issues where some controls such as screen time restrictions may not work as intended.



After-School DMA Parent Options

	Default Setting (This will apply if no Alternative Options are chosen)	Alternative Setting: Option A (DMA settings can be modified from the Default settings in place)	Alternative Setting: Option B (DMA will be inactive only after school hours)
Monitor students’ cyber activities	Parents/Guardians will not be able to track their child’s/ward’s web browsing history due to Apple’s Privacy Policy.		
Provision of Jamf Parent account	X	✓	X




Support for Parents/Guardians

Parents/guardians may wish to consider the following questions to decide the After-School DMA Parent Option that best suits your child/ward.



A. Child's/ward's current device usage habits

- How much time does my child/ward spend on their device?
- How well is my child/ward able to regulate their device usage on their own?
- Does my child/ward get easily distracted while doing online learning?



B. Parents'/Guardians' involvement

- How confident and familiar am I with managing my child's/ward's cyber wellness?
- Are there existing routines and open conversations on the use of the Internet at home?
- Am I aware of how to prevent different types of cyber threats that my child/ward might face?



6

What's Next



YUAN CHING SECONDARY SCHOOL
Efforts today, Rewards tomorrow.

OFFICIAL(OPEN)\NON-SENSITIVE



Parental Consent for Procurement

1. Parents can access the **Parental Consent for the Purchase of Personal Learning Device (PLD)** via a Parents Gateway (PG) notification* that will be sent to you on **22 Dec 2025**.
2. Parents/Guardians who want to use Edusave funds for the PLD (for Singapore Citizens students only), please access: <https://go.gov.sg/edusaveformsgso> by **7 Jan 2026** to set up a **PDLP Standing Order** as this was not applicable during primary school.

* Parents/Guardians without access to PG can request for the hardcopy letter via your child's/ward's form teacher.



YUAN CHING SECONDARY SCHOOL
Efforts today, Rewards tomorrow.

OFFICIAL(OPEN)\NON-SENSITIVE



For Singapore Citizens (SC) Students

Time Frame	Activity
22 Dec 2025 – 7 Jan 2026	<p>Submit:</p> <ul style="list-style-type: none">a. consent to PLD purchase via the PG notification which includes the following:<ul style="list-style-type: none">◦ Intent to Purchase Personal Learning Device (PLD);◦ Authorisation Form for the Collection of PLDb. the Standing Order (SO) for the use of Edusave Account via https://go.gov.sg/edusaveformsgso (for Singapore Citizen students only) to set up a PDLP SO <p>Parents without access to PG can submit their consent via hardcopy.</p>
Term 1 Week 9 (Tentative) YUAN CHING SECONDARY SCHOOL <i>Efforts today, Rewards tomorrow.</i>	Collection of devices by students



For Permanent Residents / International Students

Time Frame	Activity
22 Dec 2025 – 7 Jan 2026	<p>Submit consent to PLD purchase which includes the following: Intent to Purchase Personal Learning Device (PLD); Authorisation Form for the Collection of PLD</p> <p>For parents/guardian with PG access, please consent to PLD purchase via the PG notification.</p> <p>Parents without access to PG can submit their consent via hardcopy.</p>
TBC	Parent/Guardian to make payment via Giro/PayNow
Term 1 Week 9 (Tentative)	Collection of devices by students



YUAN CHING SECONDARY SCHOOL
Efforts today, Rewards tomorrow.

OFFICIAL(OPEN)\NON-SENSITIVE



Collection of Devices

Your child/ward will be collecting his/her device in school.

They will be guided on the onboarding process and to verify the physical condition of the device.

If you would like to personally/have another adult to verify the condition of the device during collection with your child/ward:

- You may either collect the device personally or appoint an adult proxy to do so **at the vendor's service/collection centre***.
- Your child/ward would need to bring the device to school and arrange for the school's IT department to install the DMA.

Please approach the school for further advice or clarification if you would like to make this arrangement.

*Parents/Guardians (or adult proxy) will **not** be able to collect the PLD from the school.



YUAN CHING SECONDARY SCHOOL
Efforts today, Rewards tomorrow.

OFFICIAL(OPEN)\NON-SENSITIVE



Important Contacts / Helplines

To access / find out more about...	Contact / Helpline
This deck of slides	https://yuanchingsec.moe.edu.sg
Edusave balance	6260 0777
Financial assistance	6261 2489 (General Office)



YUAN CHING SECONDARY SCHOOL
Efforts today, Rewards tomorrow.

OFFICIAL(OPEN)\NON-SENSITIVE



Thank you

